

**WOOD BASED
PANEL INDUSTRY**
人造板行业

平压线专用钢带

Steel Belts for Double Belt Press

人造板平压线采用双钢带压机系统，是上下双钢带连续作业的钢带系统。人造板行业用钢带抗拉强度、硬度及韧性高，表面光滑和导热性好，并且对厚度公差、直线度和平整度要求高。

Wood based panel flat pressing production line adopts double belt press system, which works by upper and lower steel belts' continuous operation. Steel belt for wood-based-panel industry has high tensile / fatigue strengths, hardness and good surface roughness and thermal conductivity, and the thickness variation, straightness and flatness are all excellent.



平压线应用

Applications of Double Belt Press

- 中密度纤维板 Medium Density Fiberboard (MDF)
- 高密度纤维板 High Density Fiberboard (HDF)
- 刨花板 Particle Board (PB)
- 定向刨花板 Oriented Structural Board (OSB)
- 单板层积材 Laminated Veneer Lumber (LVL)
- 其他 Others

钢带型号

Steel Belt Model



MT1650




MT1500

钢带尺寸

Dimension of Steel Belt

- 长度 Length- ≤150 m/pc
- 宽度 Width- 1400-3100 mm
- 厚度 Thickness- 2.3/2.7/3.0/3.5 mm



单层压机专用钢带

Steel Belts for Single Opening Press

单层压机由一条循环的钢带和一台较长的单层压机组成，钢带着板坯逐进式地通过压机，然后挤压成型，是一种间歇式压板工艺。

与其他压机采用不锈钢钢带不同，单层压机采用经过硬化回火后的碳钢钢带。

Single Opening Press consists of a piece of cyclic steel belt and a set of long single press. The belt carries the mat and stepwise through the press for molding. It's a kind of stepwise cycle pressing technology.

Unlike other presses which are equipped with stainless steel belts, the single opening press adopts carbon steel belt which is hardened and tempered.

单层压机应用

Application of Single Opening Press

- 刨花板 Particle Board (PB)


钢带尺寸

Dimension of Steel Belt

- 长度 Length- ≤150 m/pc
- 宽度 Width- 1400-3100 mm
- 厚度 Thickness- 1.2/1.4/1.5 mm

钢带型号

Steel Belt Model



辊压线专用钢带

Steel Belt for Mende Press

人造板辊压线采用门德压机。

Wood based panel rolling press line adopts Mende press system.

辊压线应用

Application of Mende Press

- 中密度板薄板 Thin Medium Density Fiberboard (MDF, 1-8mm)

钢带尺寸

Dimension of Steel Belt

- 长度 Length- ≤ 150 m/pc
- 宽度 Width- 1400-3100 mm
- 厚度 Thickness- 1.8/2.0 mm

钢带型号

Steel Belt Model



MT1650




MT1500




钢带服务


Steel Belt Services




横向焊接 Cross welding



快速补挖 Disc patching



喷丸 Shot peening



裂纹修复 Crack repairing

铭客钢带型号及主要性能参数

Steel Belt Model & Main Specifications

钢材类型 Type of steel	马氏体不锈钢钢带 Martensitic stainless steel	碳钢钢带 Carbon steel belt
型号 Model	MT1650	DT1320
指标 Index		
抗拉强度 (Mpa) Tensile Strength (Mpa)	1600	1340
屈服强度 (Mpa) Yield strength (Mpa)	1550	1250
疲劳强度 (Mpa) ⁽¹⁾ Fatigue strength (Mpa)	±630	±410
硬度 (HV ₅) Hardness (HV ₅)	480	360
延伸率 % Elongation %	5	4
焊接系数 Welding factor	0.8	0.75

⁽¹⁾ 测试样品的 50% 可以承受 2,000,000 次负荷循环。

⁽¹⁾ 50% of the test specimen withstand a minimum of 2*10⁶ load cycles.

* 本资料中数据虽具代表性但并不受到绝对保证。数据亦会因所用材料不同而改变。

* The information and data presented in this data sheet are typical values, but not guaranteed. The information may be subjected to changes in material, properties and/or performance.



上海铭客传动系统有限公司

电话: 021-33616578

邮箱: lin@mingkebelt.com

地址: 上海市闵行区沪闵路 6088 号凯德闵行商业中心 1906 室, 邮编 201199

Shanghai Mingke Process Systems Co.,Ltd.

Tel: 021-33616578

E-mail: sales@mingkebelt.com

Add: Rm. 1906, CapitaLand Minhang Plaza, No. 6088 Humin Rd.,
Minhang Dist., Shanghai 201199, China

工厂 | 南京铭客传动系统有限公司

电话: 025-56806003

地址: 江苏省南京市高淳经济开发区桃园北路 50 号, 邮编 211316

Factory | Nanjing Mingke Process Systems Co.,Ltd.

Tel: 025-56806003

Add: No. 50 North Taoyuan Rd., Gaochun Economic Dvpt. Zone,
Nanjing City, Jiangsu Prov. 211316, China

www.mingkebelts.com



上海铭客传动系统有限公司
Shanghai Mingke Process Systems Co.,Ltd.